



# DEVELOPMENT APPLICATION

28 SEDDON STREET, BANKSTOWN, NSW

APPROX. AREA 733.5 m<sup>2</sup>

## DRAWINGS INDEX

DA000	DRAWINGS INDEX	02
DA001	EXISTING PLAN	02
DA002	DEMOLITION PLAN	02
DA010	NOTIFICATION PLAN	02
DA100	GROUND PLAN	02
DA101	LEVEL 1 PLAN	02
DA102	ROOF PLAN	02
DA200	ELEVATIONS	02
DA250	SECTIONS	02
DA400	PERSPECTIVE	02
DA450	FINISHES SCHEDULE	02
DA500	SHADOW ANALYSIS	02

## FOR SUBMISSION

DATE	REVISION	BY	CHK	NO.
18/05/2022	FOR INFORMATION	DC	SZ	01
31/07/2022	FOR SUBMISSION	DC	SZ	02


DATE	REVISION	BY	CHK	NO.

CONSULTANTS		
MECHANICAL ENGINEER	#CONSULTANT 1-COMPANY NAME	T.
ELECTRICAL ENGINEER	#CONSULTANT 2-COMPANY NAME	T.
FIRE ENGINEER	#CONSULTANT 3-COMPANY NAME	T.
-		
-		

GENERAL NOTES
Drawings to be read in conjunction with relevant Structural, Fire Service, Mechanical, Hydraulic, Electrical, Civil, and Landscaping documents. Technical drawings to be read in conjunction with appropriate sections of technical specification. Copyright of designs shown herein is retained by Cao Duc Hieu Architect. Written authority is required for any reproduction. Contractor to verify all dimensions / conditions on site prior to commencement of works or shop drawings. All dimensions in millimetres unless stated otherwise. Seek clarification of inconsistencies / conflicts. Figured dimensions shall take precedence to scaled dimensions. All work to be done in accordance with the Building Code of Australia and all local authority regulations. Execute all work to the satisfaction of the superintendent.

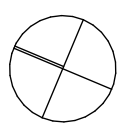


**SAM ZAITER**  
Architecture & Design  
5/5-7 Villiers St., Parramatta NSW 2150  
+61 437 582 272  
szaiterdesign@me.com.au

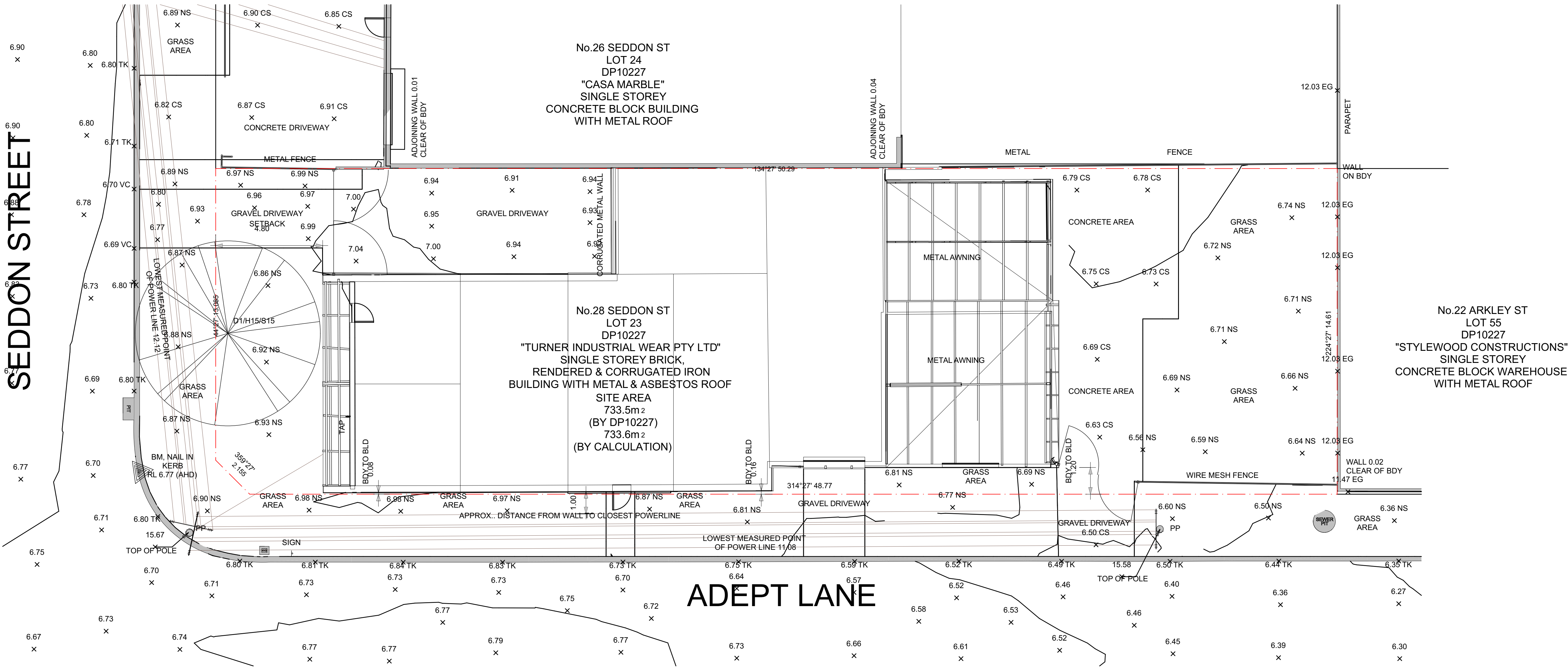


CAO DUC HIEU ARCHITECT.

PROJECT	DRAWING TITLE
28 SEDDON STREET BANKSTOWN	DRAWINGS INDEX
<small>In accepting and utilising this document the recipient agrees that Cao Duc Hieu Architect ABN 5803487067 retain all common law, statutory law and other rights including copyright and intellectual property rights. The recipient agrees not to use this document for any purpose other than its intended use, to waive all claims against Cao Duc Hieu Architect resulting from unauthorised changes, or to reuse the document on other projects without the prior written consent of Cao Duc Hieu Architect. Under no circumstances shall transfer of this document be deemed a sale. Cao Duc Hieu Architect makes no warranties of fitness for any purpose. The Builder/Contractor shall verify job dimensions prior to any work commencing. Figured dimensions shall take precedence over scaled work.</small>	

SCALE 1:0.45, 1:0.99 @A1		
DATE	PLOT DATE 23/08/2022	
DRAWN	CHECKED	
JOB NO. DC0008	DRAWING NO. DA000	REVISION 02





FOR SUBMISSION

DATE	REVISION	BY	CHK	NO.
18/05/2022	FOR INFORMATION	DC	SZ	01
31/07/2022	FOR SUBMISSION	DC	SZ	02

DATE	REVISION	BY	CHK	NO.

CONSULTANTS	
MECHANICAL ENGINEER	<input type="checkbox"/> #CONSULTANT 1-COMPANY NAME T.
ELECTRICAL ENGINEER	<input type="checkbox"/> #CONSULTANT 2-COMPANY NAME T.
FIRE ENGINEER	<input type="checkbox"/> #CONSULTANT 3-COMPANY NAME T.
-	<input type="checkbox"/>
-	<input type="checkbox"/>

**GENERAL NOTES**

Drawings to be read in conjunction with relevant Structural, Fire Service, Mechanical, Hydraulic, Electrical, Civil, and Landscaping documents.


Technical drawings to be read in conjunction with appropriate sections of technical specification.

Copyright of designs shown herein is retained by Cao Duc Hieu Architect. Written authority is required for any reproduction.


Contractor to verify all dimensions / conditions on site prior to commencement of works or shop drawings.

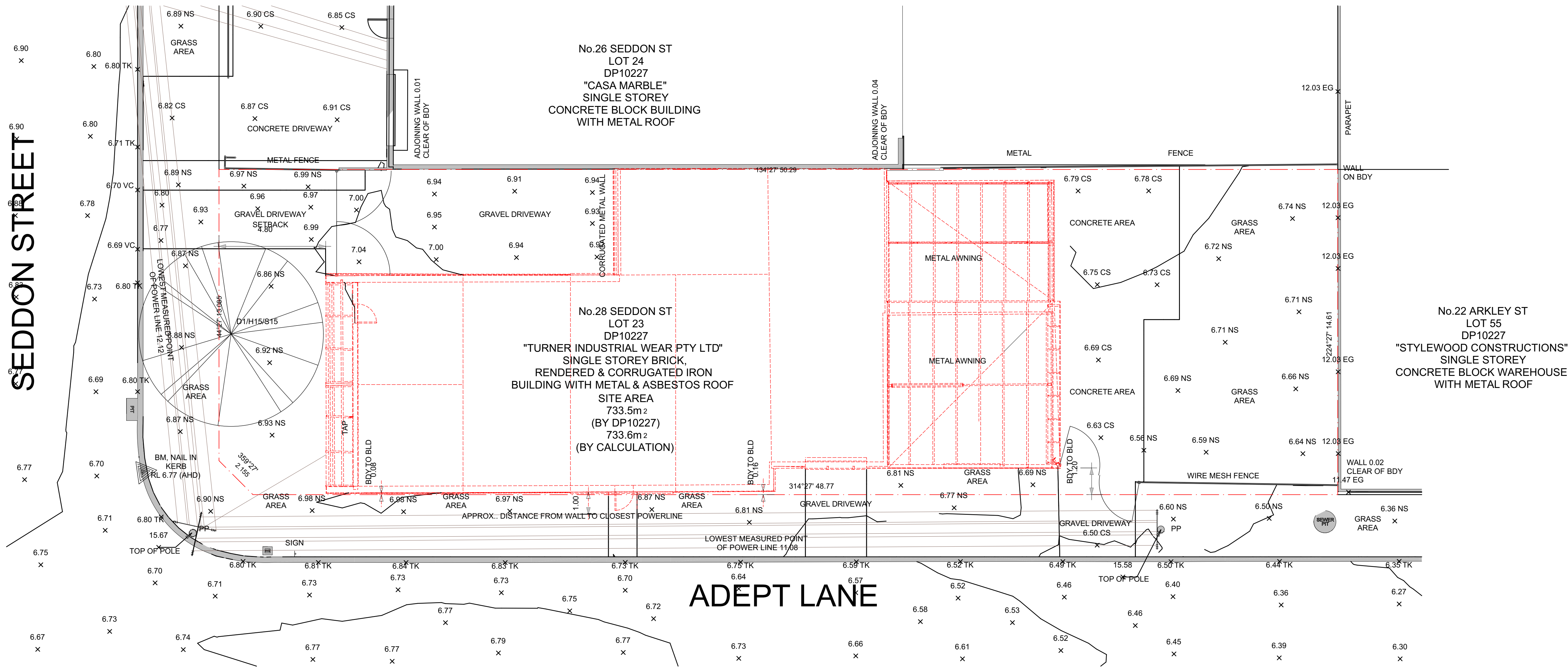
All dimensions in millimetres unless stated otherwise. Seek clarification of inconsistencies / conflicts. Figured dimensions shall take precedence to scaled dimensions.

All work to be done in accordance with the Building Code of Australia and all local authority regulations. Execute all work to the satisfaction of the superintendent.



PROJECT	DRAWING TITLE
28 SEDDON STREET BANKSTOWN	EXISTING PLAN
In accepting and utilising this document the recipient agrees that Cao Duc Hieu Architect ABN 59503487067 retain all common law, statutory law and other rights including copyright and intellectual property rights. The recipient agrees not to use this document for any purpose other than its intended use, to waive all claims against Cao Duc Hieu Architect resulting from unauthorised changes, or to reuse the document on other projects without the prior written consent of Cao Duc Hieu Architect. Under no circumstances shall transfer of this document be deemed a sale. Cao Duc Hieu Architect makes no warranties of fitness for any purpose. The Builder/Contractor shall verify job dimensions prior to any work commencing. Figured dimensions shall take precedence over scaled work.	

SCALE 1:100 @A1		
DATE	PLOT DATE 23/08/2022	
DRAWN	CHECKED	
JOB NO. DC0008	DRAWING NO. DA001	REVISION 02



----- TO BE DEMOLISHED

FOR SUBMISSION

DATE	REVISION	BY	CHK	NO.
18/05/2022	FOR INFORMATION	DC	SZ	01
31/07/2022	FOR SUBMISSION	DC	SZ	02

DATE	REVISION	BY	CHK	NO.

CONSULTANTS	
MECHANICAL ENGINEER	<input type="checkbox"/> #CONSULTANT 1-COMPANY NAME T.
ELECTRICAL ENGINEER	<input type="checkbox"/> #CONSULTANT 2-COMPANY NAME T.
FIRE ENGINEER	<input type="checkbox"/> #CONSULTANT 3-COMPANY NAME T.
-	<input type="checkbox"/>
-	<input type="checkbox"/>

**GENERAL NOTES**

Drawings to be read in conjunction with relevant Structural, Fire Service, Mechanical, Hydraulic, Electrical, Civil, and Landscaping documents.

Technical drawings to be read in conjunction with appropriate sections of technical specification.


Copyright of designs shown herein is retained by Cao Duc Hieu Architect. Written authority is required for any reproduction.

Contractor to verify all dimensions / conditions on site prior to commencement of works or shop drawings.

All dimensions in millimetres unless stated otherwise. Seek clarification of inconsistencies / conflicts. Figured dimensions shall take precedence to scaled dimensions.

All work to be done in accordance with the Building Code of Australia and all local authority regulations. Execute all work to the satisfaction of the superintendent.


**SAM ZAITER**  
Architecture & Design  
5/5-7 Villiers St., Parramatta NSW 2150  
+61 437 582 272  
szaiterdesign@me.com.au



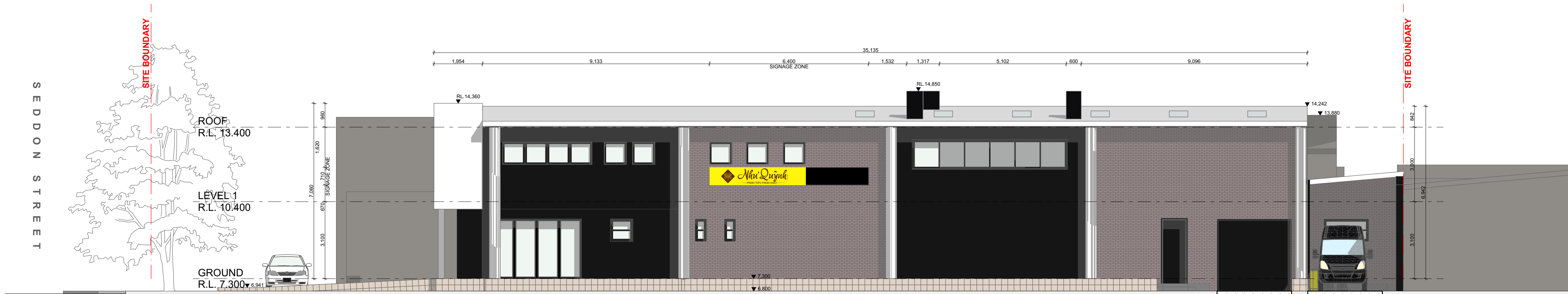
PROJECT  
**28 SEDDON STREET  
BANKSTOWN**

DRAWING TITLE  
**DEMOLITION PLAN**

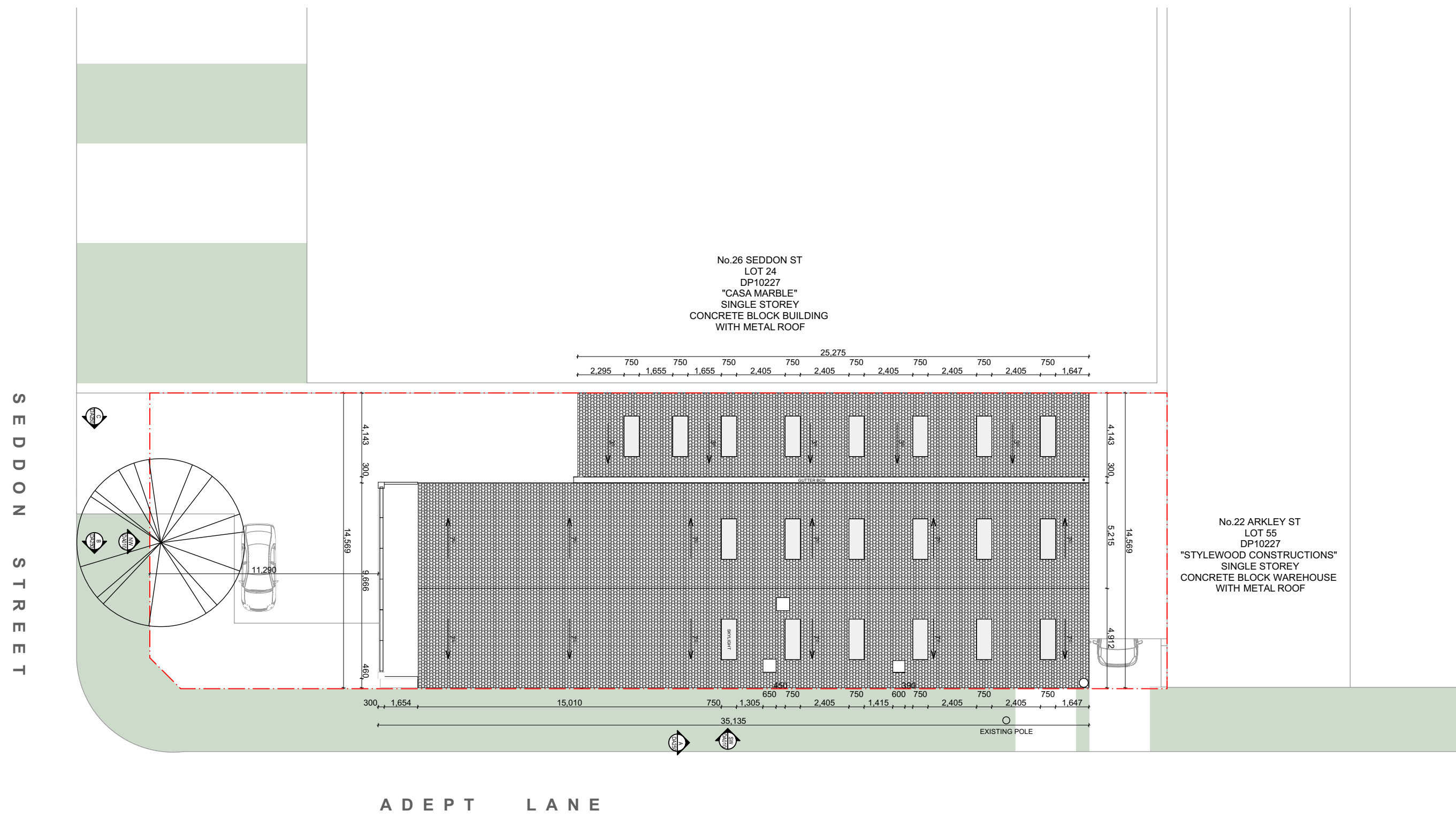
In accepting and utilising this document the recipient agrees that Cao Duc Hieu Architect ABN 59503487067 retain all common law, statutory law and other rights including copyright and intellectual property rights. The recipient agrees not to use this document for any purpose other than its intended use, to waive all claims against Cao Duc Hieu Architect resulting from unauthorised changes, or to reuse the document on other projects without the prior written consent of Cao Duc Hieu Architect. Under no circumstances shall transfer of this document be deemed a sale. Cao Duc Hieu Architect makes no warranties of fitness for any purpose. The Builder/Contractor shall verify job dimensions prior to any work commencing. Figured dimensions shall take precedence over scaled work.

SCALE 1:100 @A1		
DATE	PLOT DATE 23/08/2022	
DRAWN	CHECKED	
JOB NO. DC0008	DRAWING NO. DA002	REVISION 02





03 SW ELEVATION  
SCALE: 1:100@A1



01 SITE PLAN  
SCALE: 1:200@A1



02 NW ELEVATION  
SCALE: 1:100@A1

FOR SUBMISSION

DATE	REVISION	BY	CHK	NO.
18/05/2022	FOR INFORMATION	DC	SZ	01
31/07/2022	FOR SUBMISSION	DC	SZ	02

DATE	REVISION	BY	CHK	NO.

CONSULTANTS		
MECHANICAL ENGINEER	#CONSULTANT 1-COMPANY NAME	T.
ELECTRICAL ENGINEER	#CONSULTANT 2-COMPANY NAME	T.
FIRE ENGINEER	#CONSULTANT 3-COMPANY NAME	T.
-		
-		

**GENERAL NOTES**

Drawings to be read in conjunction with relevant Structural, Fire Service, Mechanical, Hydraulic, Electrical, Civil, and Landscaping documents.

Technical drawings to be read in conjunction with appropriate sections of technical specification.


Copyright of designs shown herein is retained by Cao Duc Hieu Architect. Written authority is required for any reproduction.

Contractor to verify all dimensions / conditions on site prior to commencement of works or shop drawings.

All dimensions in millimetres unless stated otherwise. Seek clarification of inconsistencies / conflicts. Figured dimensions shall take precedence to scaled dimensions.

All work to be done in accordance with the Building Code of Australia and all local authority regulations. Execute all work to the satisfaction of the superintendent.

**SAM ZAITER**  
Architecture & Design  
5/5-7 Villiers St., Parramatta NSW 2150  
+61 437 582 272  
szaiterdesign@me.com.au



PROJECT  
**28 SEDDON STREET  
BANKSTOWN**

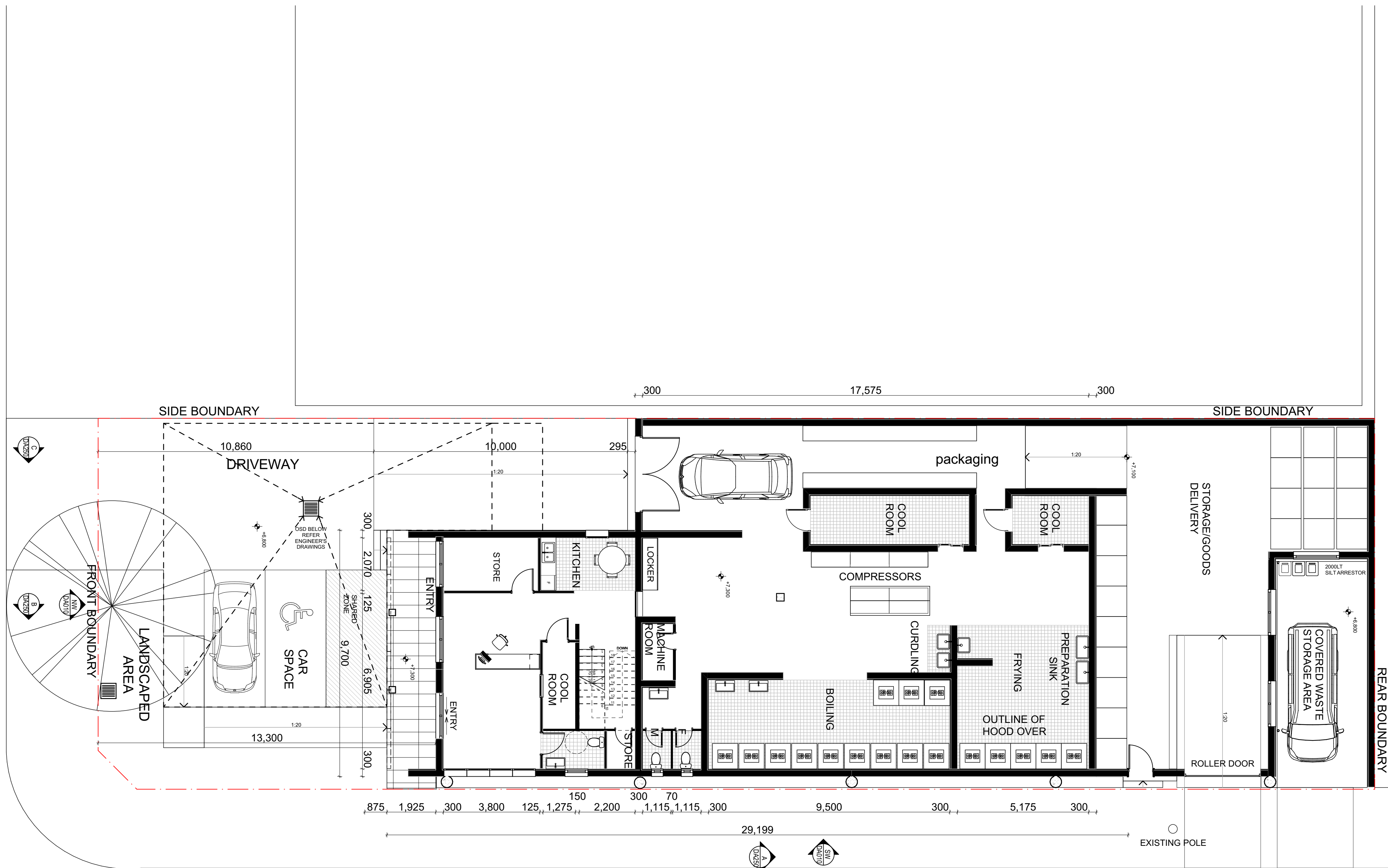
DRAWING TITLE  
**NOTIFICATION PLAN**

In accepting and utilizing this document the recipient agrees that Cao Duc Hieu Architect ABN 5803487067 retain all common law, statutory law and other rights including copyright and intellectual property rights. The recipient agrees not to use this document for any purpose other than its intended use, to waive all claims against Cao Duc Hieu Architect resulting from unauthorized changes, or to mislead the document on other projects without the prior written consent of Cao Duc Hieu Architect. Under no circumstances shall transfer of this document be deemed a sale. Cao Duc Hieu Architect makes no warranty of fitness for any purpose. The Builder/Contractor shall verify job dimensions prior to any work commencing. Figured dimensions shall take precedence over scaled work.

SCALE 1:100, 1:200 @A1		
DATE	PLOT DATE 23/08/2022	
DRAWN	CHECKED	
JOB NO. <b>DC0008</b>	DRAWING NO. <b>DA010</b>	REVISION <b>02</b>



SEDDON STREET



ADEPT LANE

FOR SUBMISSION

DATE	REVISION	BY	CHK	NO.
18/05/2022	FOR INFORMATION	DC	SZ	01
31/07/2022	FOR SUBMISSION	DC	SZ	02

DATE	REVISION	BY	CHK	NO.

CONSULTANTS		
MECHANICAL ENGINEER	#CONSULTANT 1-COMPANY NAME	T.
ELECTRICAL ENGINEER	#CONSULTANT 2-COMPANY NAME	T.
FIRE ENGINEER	#CONSULTANT 3-COMPANY NAME	T.
-		
-		

**GENERAL NOTES**

Drawings to be read in conjunction with relevant Structural, Fire Service, Mechanical, Hydraulic, Electrical, Civil, and Landscaping documents.

Technical drawings to be read in conjunction with appropriate sections of technical specification.


Copyright of designs shown herein is retained by Cao Duc Hieu Architect. Written authority is required for any reproduction.

Contractor to verify all dimensions / conditions on site prior to commencement of works or shop drawings.


All dimensions in millimetres unless stated otherwise. Seek clarification of inconsistencies / conflicts. Figured dimensions shall take precedence to scaled dimensions.

All work to be done in accordance with the Building Code of Australia and all local authority regulations. Execute all work to the satisfaction of the superintendent.

**SAM ZAITER**  
Architecture & Design  
5/5-7 Villiers St., Parramatta NSW 2150  
t 615 437 582 272  
szaiter@design@me.com.au

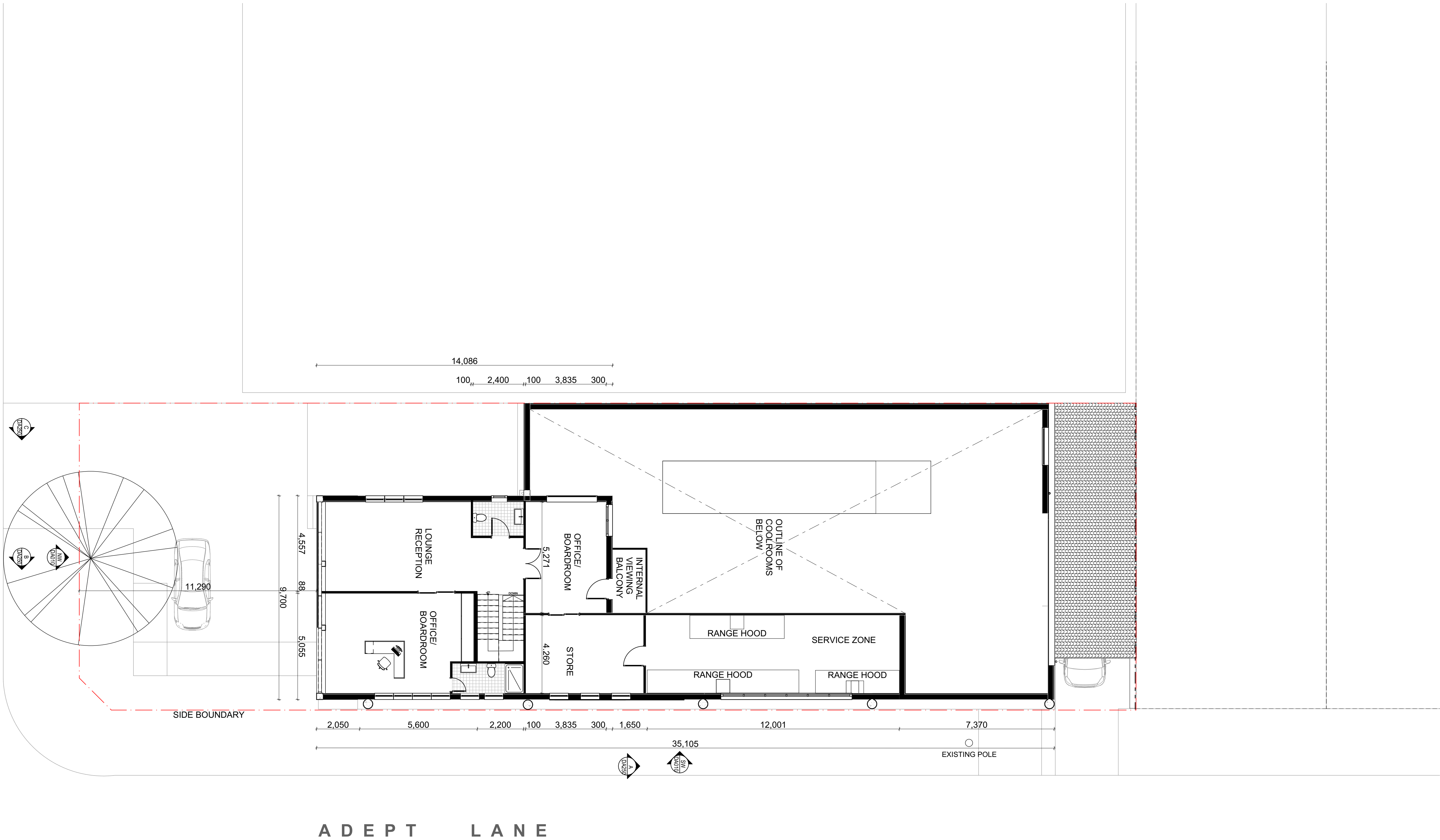


PROJECT	DRAWING TITLE
28 SEDDON STREET BANKSTOWN	GROUND PLAN
In accepting and utilising this document the recipient agrees that Cao Duc Hieu Architect ABN 59503487067 retain all common law, statutory law and other rights including copyright and intellectual property rights. The recipient agrees not to use this document for any purpose other than its intended use, to waive all claims against Cao Duc Hieu Architect resulting from unauthorised changes, or to reuse the document on other projects without the prior written consent of Cao Duc Hieu Architect. Under no circumstances shall transfer of this document be deemed a sale. Cao Duc Hieu Architect makes no warranty of fitness for any purpose. The Builder/Contractor shall verify job dimensions prior to any work commencing. Figured dimensions shall take precedence over scaled work.	

SCALE 1:100 @A1		
DATE	PLOT DATE 23/08/2022	
DRAWN	CHECKED	
JOB NO. DC0008	DRAWING NO. DA100	REVISION 02



SEDDON STREET



ADEPT LANE


DATE	REVISION	BY	CHK	NO.
18/05/2022	FOR INFORMATION	DC	SZ	01
31/07/2022	FOR SUBMISSION	DC	SZ	02

DATE	REVISION	BY	CHK	NO.

CONSULTANTS		
MECHANICAL ENGINEER	#CONSULTANT 1-COMPANY NAME	T.
ELECTRICAL ENGINEER	#CONSULTANT 2-COMPANY NAME	T.
FIRE ENGINEER	#CONSULTANT 3-COMPANY NAME	T.
-		
-		

GENERAL NOTES

Drawings to be read in conjunction with relevant Structural, Fire Service, Mechanical, Hydraulic, Electrical, Civil, and Landscaping documents.  
Technical drawings to be read in conjunction with appropriate sections of technical specification.  
Copyright of designs shown herein is retained by Cao Duc Hieu Architect. Written authority is required for any reproduction.  
Contractor to verify all dimensions / conditions on site prior to commencement of works or shop drawings.  
All dimensions in millimetres unless stated otherwise. Seek clarification of inconsistencies / conflicts. Figured dimensions shall take precedence to scaled dimensions.  
All work to be done in accordance with the Building Code of Australia and all local authority regulations. Execute all work to the satisfaction of the superintendent.

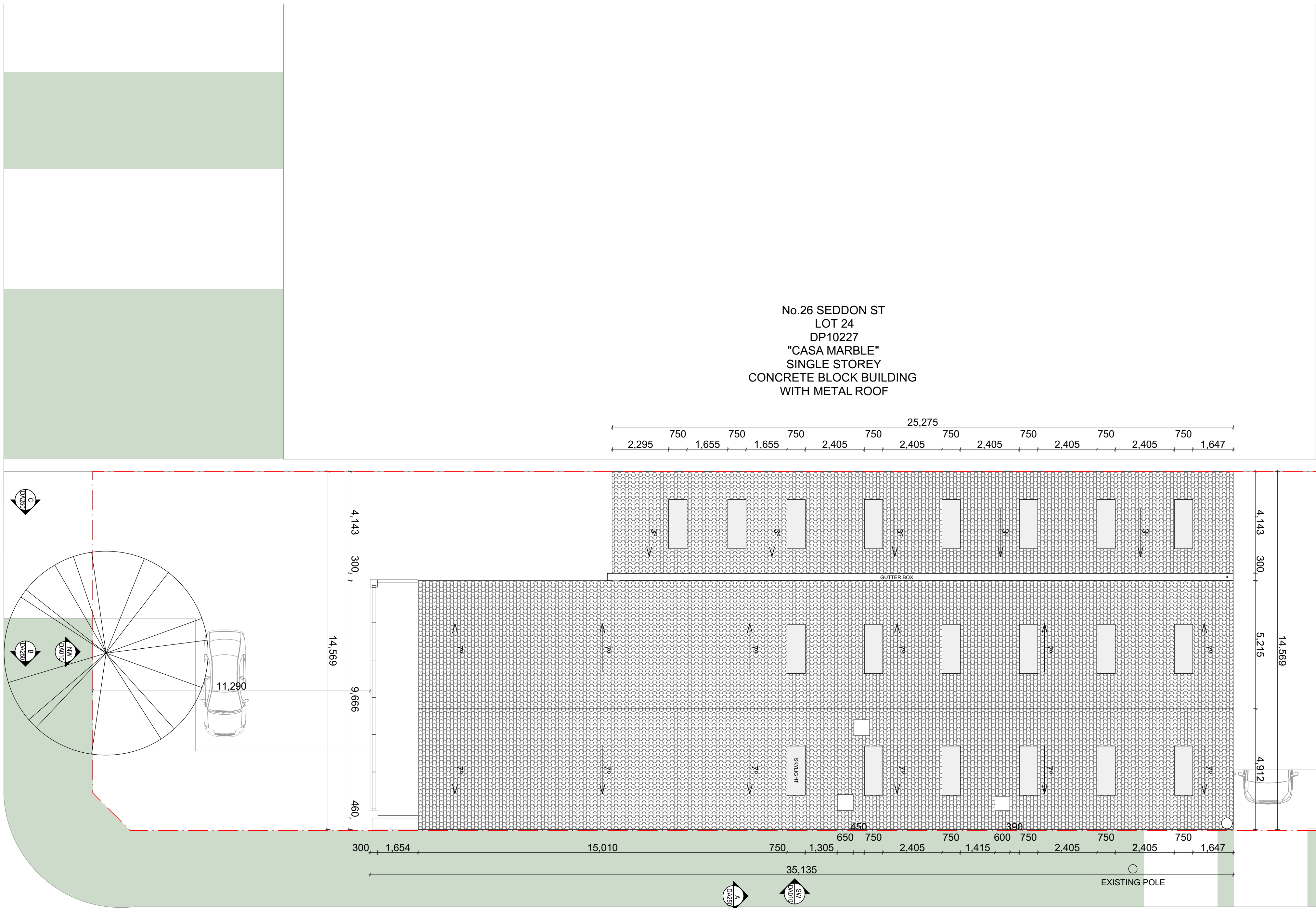


PROJECT	DRAWING TITLE
28 SEDDON STREET BANKSTOWN	LEVEL 1 PLAN
In accepting and utilising this document the recipient agrees that Cao Duc Hieu Architect ABN 58053487067 remain all common law, statutory law and other rights including copyright and intellectual property rights. The recipient agrees not to use this document for any purpose other than its intended use, to waive all claims against Cao Duc Hieu Architect resulting from unauthorised changes, or to reuse the document on other projects without the prior written consent of Cao Duc Hieu Architect. Under no circumstances shall transfer of this document be deemed a sale. Cao Duc Hieu Architect makes no warranty of fitness for any purpose. The Builder/Contractor shall verify job dimensions prior to any work commencing. Figured dimensions shall take precedence over scaled work.	

FOR SUBMISSION		
SCALE 1:100 @A1		
DATE 23/08/2022	PLOT DATE 23/08/2022	
DRAWN	CHECKED	
JOB NO. DC0008	DRAWING NO. DA101	REVISION 02



SEDDON STREET




FOR SUBMISSION

DATE	REVISION	BY	CHK	NO.
18/05/2022	FOR INFORMATION	DC	SZ	01
31/07/2022	FOR SUBMISSION	DC	SZ	02

DATE	REVISION	BY	CHK	NO.

CONSULTANTS		
MECHANICAL ENGINEER	#CONSULTANT 1-COMPANY NAME	T.
ELECTRICAL ENGINEER	#CONSULTANT 2-COMPANY NAME	T.
FIRE ENGINEER	#CONSULTANT 3-COMPANY NAME	T.
-		
-		

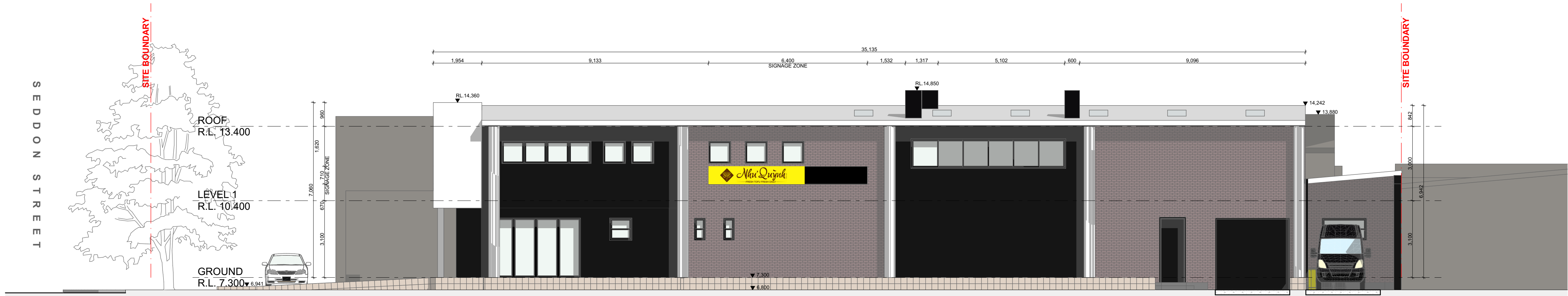
GENERAL NOTES
Drawings to be read in conjunction with relevant Structural, Fire Service, Mechanical, Hydraulic, Electrical, Civil, and Landscaping documents.
Technical drawings to be read in conjunction with appropriate sections of technical specification.
Copyright of designs shown herein is retained by Cao Duc Hieu Architect. Written authority is required for any reproduction.
Contractor to verify all dimensions / conditions on site prior to commencement of works or shop drawings.
All dimensions in millimetres unless stated otherwise. Seek clarification of inconsistencies / conflicts. Figured dimensions shall take precedence to scaled dimensions.
All work to be done in accordance with the Building Code of Australia and all local authority regulations. Execute all work to the satisfaction of the superintendent.



PROJECT	DRAWING TITLE
28 SEDDON STREET BANKSTOWN	ROOF PLAN
In accepting and utilising this document the recipient agrees that Cao Duc Hieu Architect ABN 5803487067 remain all common law, statutory law and other rights including copyright and intellectual property rights. The recipient agrees not to use this document for any purpose other than its intended use, to waive all claims against Cao Duc Hieu Architect resulting from unauthorised changes, or to reuse the document on other projects without the prior written consent of Cao Duc Hieu Architect. Under no circumstances shall transfer of this document be deemed a sale. Cao Duc Hieu Architect makes no warranty of fitness for any purpose. The Builder/Contractor shall verify job dimensions prior to any work commencing. Figured dimensions shall take precedence over scaled work.	

SCALE		
1:100 @A1		
DATE	PLOT DATE	
DRAWN	CHECKED	
JOB NO.	DRAWING NO.	REVISION
DC0008	DA102	02





01 SW ELEVATION  
SCALE: 1:100@A1



01 NW ELEVATION  
SCALE: 1:100@A1

FOR SUBMISSION

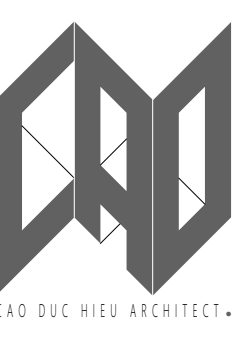
DATE	REVISION	BY	CHK	NO.
18/05/2022	FOR INFORMATION	DC	SZ	01
31/07/2022	FOR SUBMISSION	DC	SZ	02

DATE	REVISION	BY	CHK	NO.

CONSULTANTS		
MECHANICAL ENGINEER	#CONSULTANT 1-COMPANY NAME	T.
ELECTRICAL ENGINEER	#CONSULTANT 2-COMPANY NAME	T.
FIRE ENGINEER	#CONSULTANT 3-COMPANY NAME	T.
-		
-		

GENERAL NOTES
Drawings to be read in conjunction with relevant Structural, Fire Service, Mechanical, Hydraulic, Electrical, Civil, and Landscaping documents.
Technical drawings to be read in conjunction with appropriate sections of technical specification.
Copyright of designs shown herein is retained by Cao Duc Hieu Architect. Written authority is required for any reproduction.
Contractor to verify all dimensions / conditions on site prior to commencement of works or shop drawings.
All dimensions in millimetres unless stated otherwise. Seek clarification of inconsistencies / conflicts. Figured dimensions shall take precedence to scaled dimensions.
All work to be done in accordance with the Building Code of Australia and all local authority regulations. Execute all work to the satisfaction of the superintendent.

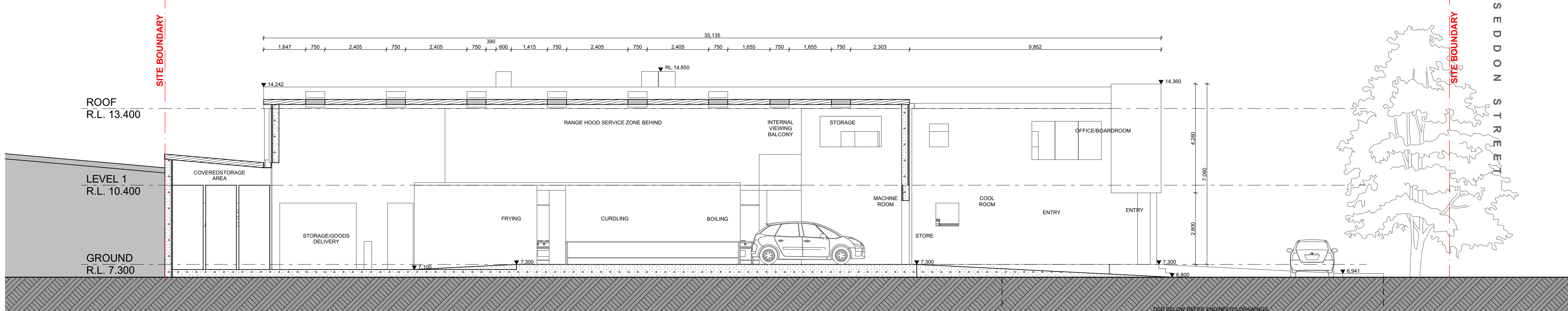
**SAM ZAITER**  
Architecture & Design  
5/5-7 Villiers St., Parramatta NSW 2150  
+61 437 582 272  
szaiterdesign@me.com.au



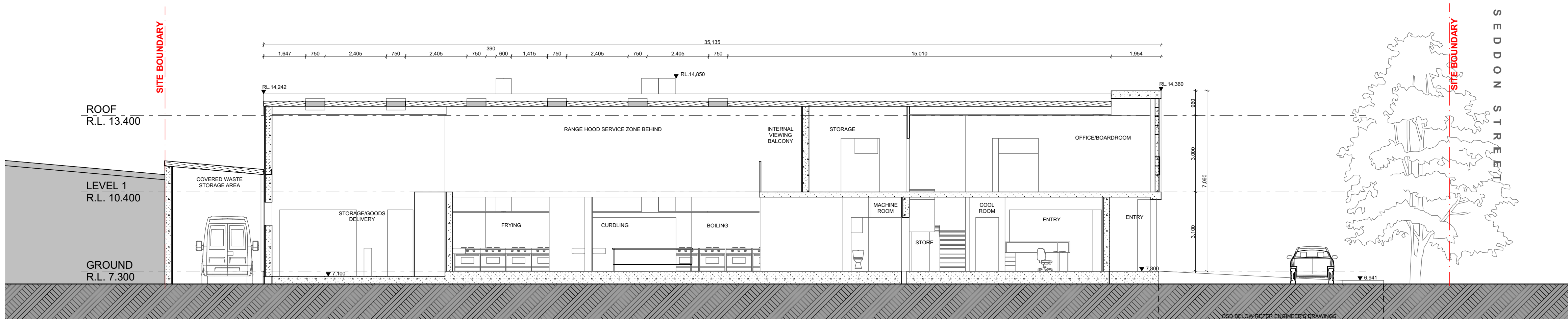
PROJECT	DRAWING TITLE
28 SEDDON STREET BANKSTOWN	ELEVATIONS
In accepting and utilising this document the recipient agrees that Cao Duc Hieu Architect ABN 58503487067 retain all common law, statutory law and other rights including copyright and intellectual property rights. The recipient agrees not to use this document for any purpose other than its intended use, to waive all claims against Cao Duc Hieu Architect resulting from unauthorised changes, or to reuse the document on other projects without the prior written consent of Cao Duc Hieu Architect. Under no circumstances shall transfer of this document be deemed a sale. Cao Duc Hieu Architect makes no warranties of fitness for any purpose. The Builder/Contractor shall verify job dimensions prior to any work commencing. Figured dimensions shall take precedence over scaled work.	

SCALE	DATE	PLOT DATE
1:100 @A1	23/08/2022	CHECKED
JOB NO.	DRAWING NO.	REVISION
DC0008	DA200	02

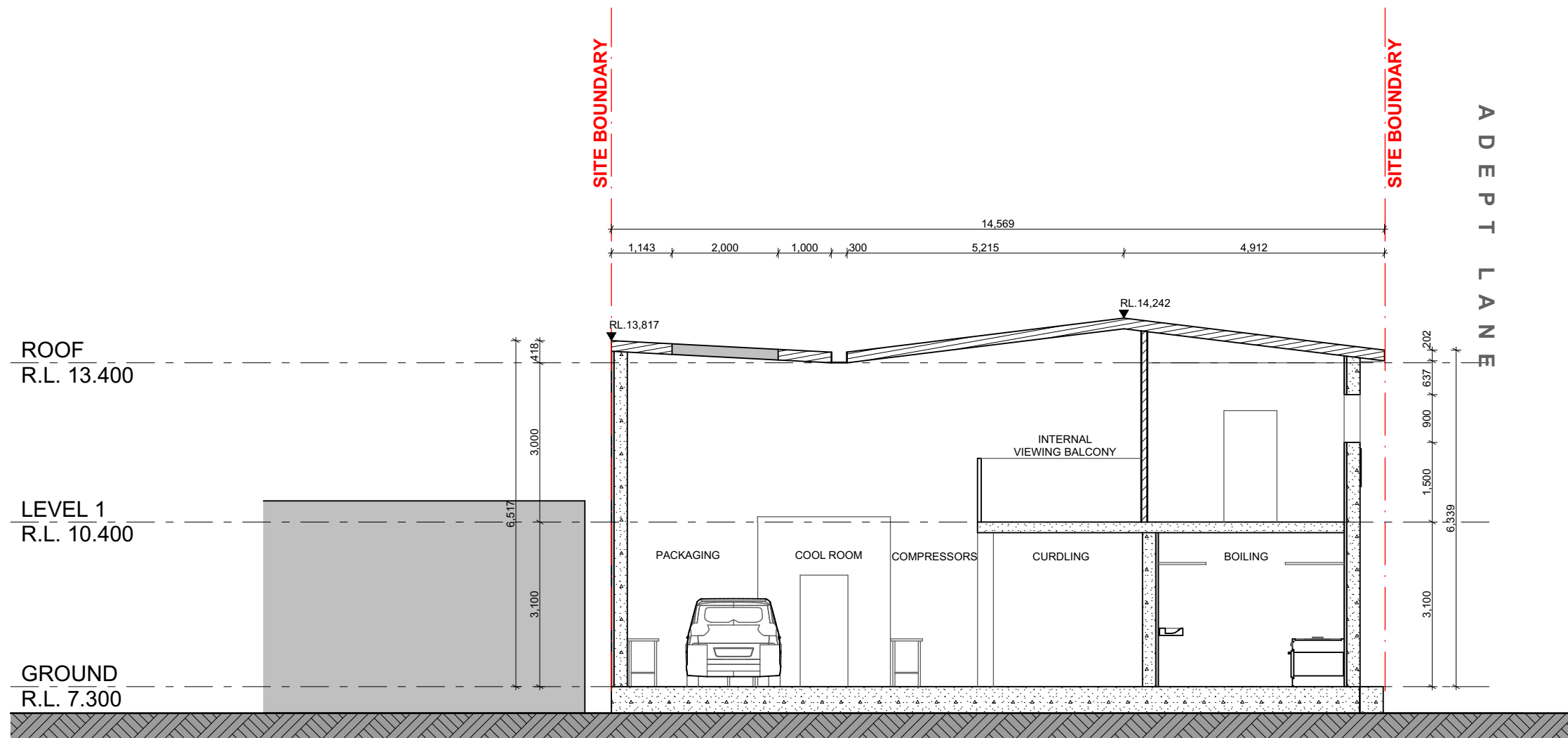




01 C SECTION  
SCALE: 1:100@A1



01 B SECTION  
SCALE: 1:100@A1



01 A SECTION  
SCALE: 1:100@A1

FOR SUBMISSION

DATE	REVISION	BY	CHK	NO.
18/05/2022	FOR INFORMATION	DC	SZ	01
31/07/2022	FOR SUBMISSION	DC	SZ	02

DATE	REVISION	BY	CHK	NO.

CONSULTANTS	
MECHANICAL ENGINEER	#CONSULTANT 1-COMPANY NAME
ELECTRICAL ENGINEER	#CONSULTANT 2-COMPANY NAME
FIRE ENGINEER	#CONSULTANT 3-COMPANY NAME

**GENERAL NOTES**

Drawings to be read in conjunction with relevant Structural, Fire Service, Mechanical, Hydraulic, Electrical, Civil, and Landscaping documents.

Technical drawings to be read in conjunction with appropriate sections of technical specification.

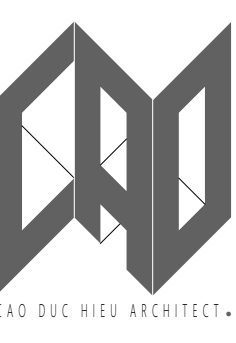
Copyright of designs shown herein is retained by Cao Duc Hieu Architect. Written authority is required for any reproduction.

Contractor to verify all dimensions / conditions on site prior to commencement of works or shop drawings.

All dimensions in millimetres unless stated otherwise. Seek clarification of inconsistencies / conflicts. Figured dimensions shall take precedence to scaled dimensions.

All work to be done in accordance with the Building Code of Australia and all local authority regulations. Execute all work to the satisfaction of the superintendent.


**SAM ZAITER**  
Architecture & Design  
5/5-7 Villiers St., Parramatta NSW 2150  
+61 437 582 272  
szaiterdesign@gmail.com.au



PROJECT  
**28 SEDDON STREET  
BANKSTOWN**

DRAWING TITLE  
**SECTIONS**

In accepting and utilising this document the recipient agrees that Cao Duc Hieu Architect ABN 58053487067 remain all common law, statutory law and other rights including copyright and intellectual property rights. The recipient agrees not to use this document for any purpose other than its intended use, to waive all claims against Cao Duc Hieu Architect resulting from unauthorised changes, or to mislead the document on other projects without the prior written consent of Cao Duc Hieu Architect. Under no circumstances shall transfer of this document be deemed a sale. Cao Duc Hieu Architect makes no warranties of fitness for any purpose. The Builder/Contractor shall verify job dimensions prior to any work commencing. Figured dimensions shall take precedence over scaled work.

SCALE 1:100 @A1		
DATE 23/08/2022	PLOT DATE 23/08/2022	
DRAWN CHECKED		
JOB NO. DC0008	DRAWING NO. DA250	REVISION 02





DATE	REVISION	BY	CHK	NO.
18/05/2022	FOR INFORMATION	DC	SZ	01
31/07/2022	FOR SUBMISSION	DC	SZ	02

DATE	REVISION	BY	CHK	NO.

CONSULTANTS				
MECHANICAL ENGINEER	<input type="checkbox"/>	#CONSULTANT 1-COMPANY NAME		T.
ELECTRICAL ENGINEER	<input type="checkbox"/>	#CONSULTANT 2-COMPANY NAME		T.
FIRE ENGINEER	<input type="checkbox"/>	#CONSULTANT 3-COMPANY NAME		T.
-	<input type="checkbox"/>			
-	<input type="checkbox"/>			

**GENERAL NOTES**

Drawings to be read in conjunction with relevant Structural, Fire Service, Mechanical, Hydraulic, Electrical, Civil, and Landscaping documents.

Technical drawings to be read in conjunction with appropriate sections of technical specification.


Copyright of designs shown herein is retained by Cao Duc Hieu Architect. Written authority is required for any reproduction.

Contractor to verify all dimensions / conditions on site prior to commencement of works or shop drawings.

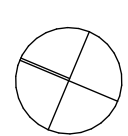
All dimensions in millimetres unless stated otherwise. Seek clarification of inconsistencies / conflicts. Figured dimensions shall take precedence to scaled dimensions.

All work to be done in accordance with the Building Code of Australia and all local authority regulations. Execute all work to the satisfaction of the superintendent.

  
**SAM ZAITER**  
Architecture & Design  
5/5-7 Villiers St., Parramatta NSW 2150  
+61 437 582 272  
szaiterdesign@me.com.au

  
CAO DUC HIEU ARCHITECT.

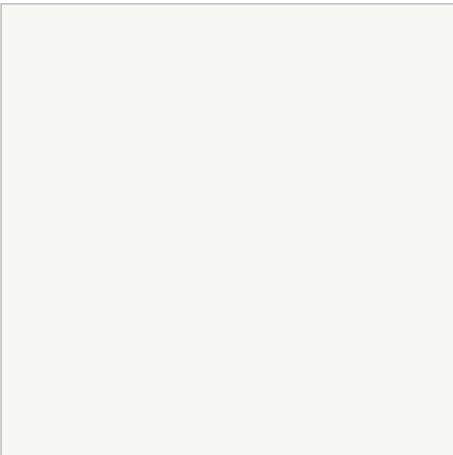
PROJECT <b>28 SEDDON STREET BANKSTOWN</b>	DRAWING TITLE <b>PERSPECTIVE</b>
<small>In accepting and utilising this document the recipient agrees that Cao Duc Hieu Architect ABN 58003487067 retain all common law, statutory law and other rights including copyright and intellectual property rights. The recipient agrees not to use this document for any purpose other than its intended use, to waive all claims against Duc Cao Architect resulting from unauthorised changes, or to reuse the document on other projects without the prior written consent of Duc Cao Architect. Under no circumstances shall transfer of this document be deemed a sale. Duc Cao Architect makes no warranty of fitness for any purpose. The Builder/Contractor shall verify job dimensions prior to any work commencing. Figured dimensions shall take precedence over scaled work.</small>	

FOR SUBMISSION		
SCALE 1:1.97 @A1		
DATE	PLOT DATE 23/08/2022	
DRAWN	CHECKED	
JOB NO. <b>DC0008</b>	DRAWING NO. <b>DA400</b>	REVISION <b>02</b>






1 Brown Brick



2 Off White Paint



3 Dark Grey Paint



4 Clear Glass



5 Champagne Powdercoated

FOR SUBMISSION

DATE	REVISION	BY	CHK	NO.
18/05/2022	FOR INFORMATION	DC	SZ	01
31/07/2022	FOR SUBMISSION	DC	SZ	02


DATE	REVISION	BY	CHK	NO.

CONSULTANTS		
MECHANICAL ENGINEER	#CONSULTANT 1-COMPANY NAME	T.
ELECTRICAL ENGINEER	#CONSULTANT 2-COMPANY NAME	T.
FIRE ENGINEER	#CONSULTANT 3-COMPANY NAME	T.
-		
-		

GENERAL NOTES
Drawings to be read in conjunction with relevant Structural, Fire Service, Mechanical, Hydraulic, Electrical, Civil, and Landscaping documents.
Technical drawings to be read in conjunction with appropriate sections of technical specification.
Copyright of designs shown herein is retained by Cao Duc Hieu Architect. Written authority is required for any reproduction.
Contractor to verify all dimensions / conditions on site prior to commencement of works or shop drawings.
All dimensions in millimetres unless stated otherwise. Seek clarification of inconsistencies / conflicts. Figured dimensions shall take precedence to scaled dimensions.
All work to be done in accordance with the Building Code of Australia and all local authority regulations. Execute all work to the satisfaction of the superintendent.



**SAM ZAITER**  
Architecture & Design  
5/5-7 Villiers St., Parramatta NSW 2150  
+61 437 582 272  
szaiterdesign@me.com.au

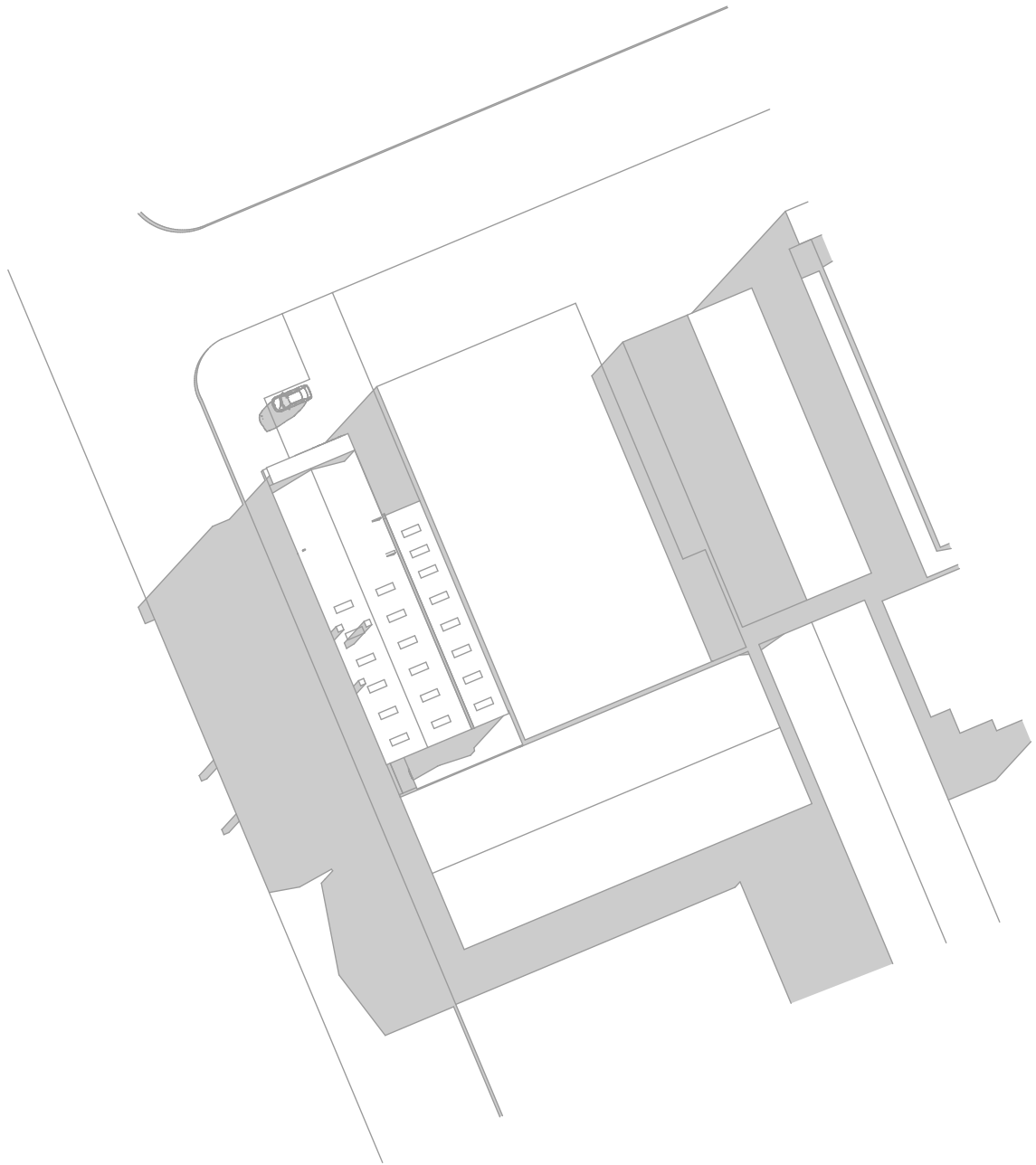


**CAO DUC HIEU ARCHITECT.**

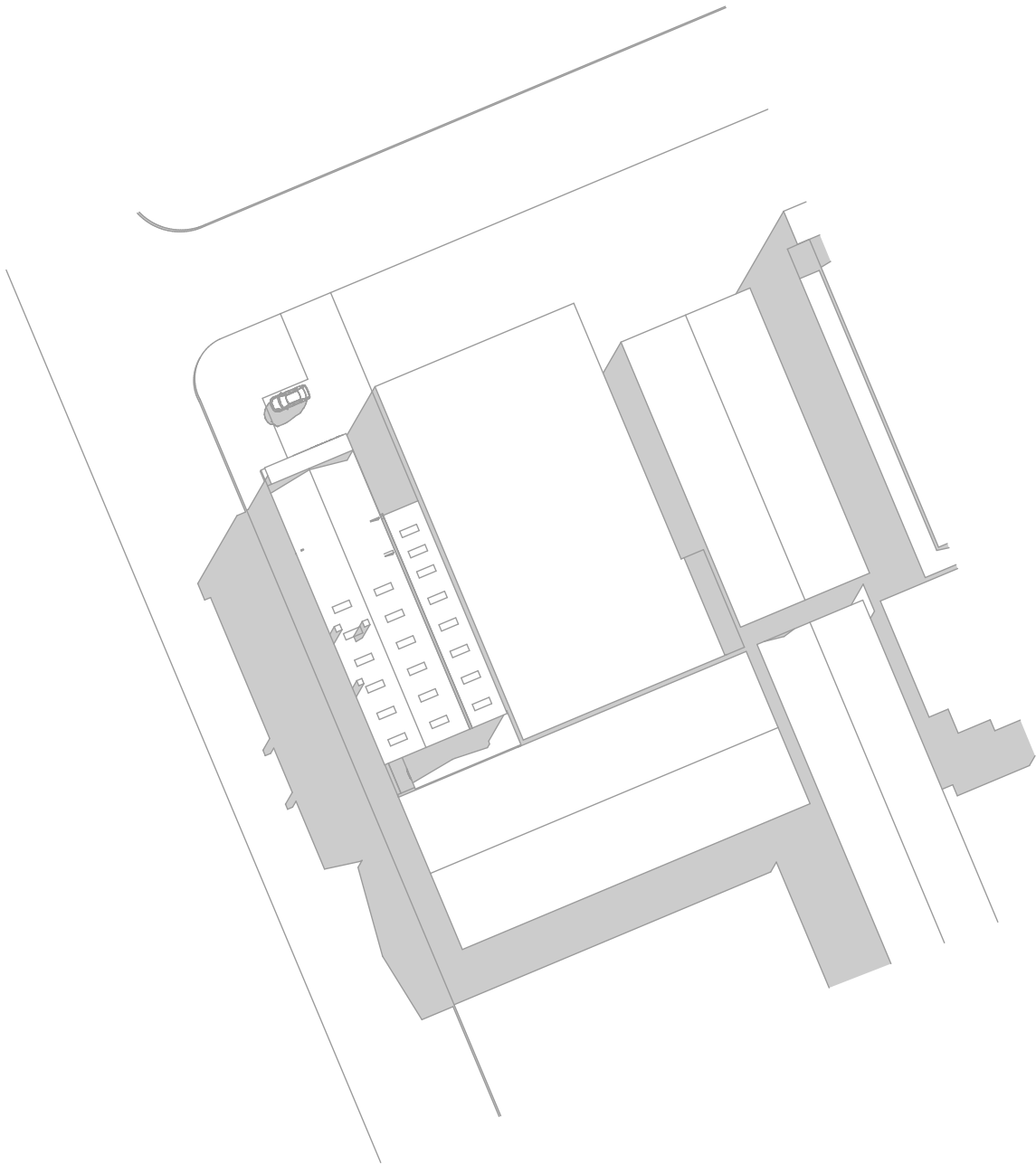
PROJECT	DRAWING TITLE
28 SEDDON STREET BANKSTOWN	FINISHES SCHEDULE
In accepting and utilising this document the recipient agrees that Cao Duc Hieu Architect ABN 58003487067 remain at common law, statutory law and other rights including copyright and intellectual property rights. The recipient agrees not to use this document for any purpose other than its intended use, to waive all claims against Cao Duc Hieu Architect resulting from unauthorised changes, or to mislead the document on other projects without the prior written consent of Cao Duc Hieu Architect. Under no circumstances shall transfer of this document be deemed a sale. Cao Duc Hieu Architect makes no warranty of fitness for any purpose. The Builder/Contractor shall verify job dimensions prior to any work commencing. Figured dimensions shall take precedence over scaled work.	

SCALE	1:2.20, 1:2.70, 1:2.35, 1:4.18, 1:1.16 @A1	
DATE	PLOT DATE	
DRAWN	CHECKED	
JOB NO.	DRAWING NO.	REVISION
DC0008	DA450	02

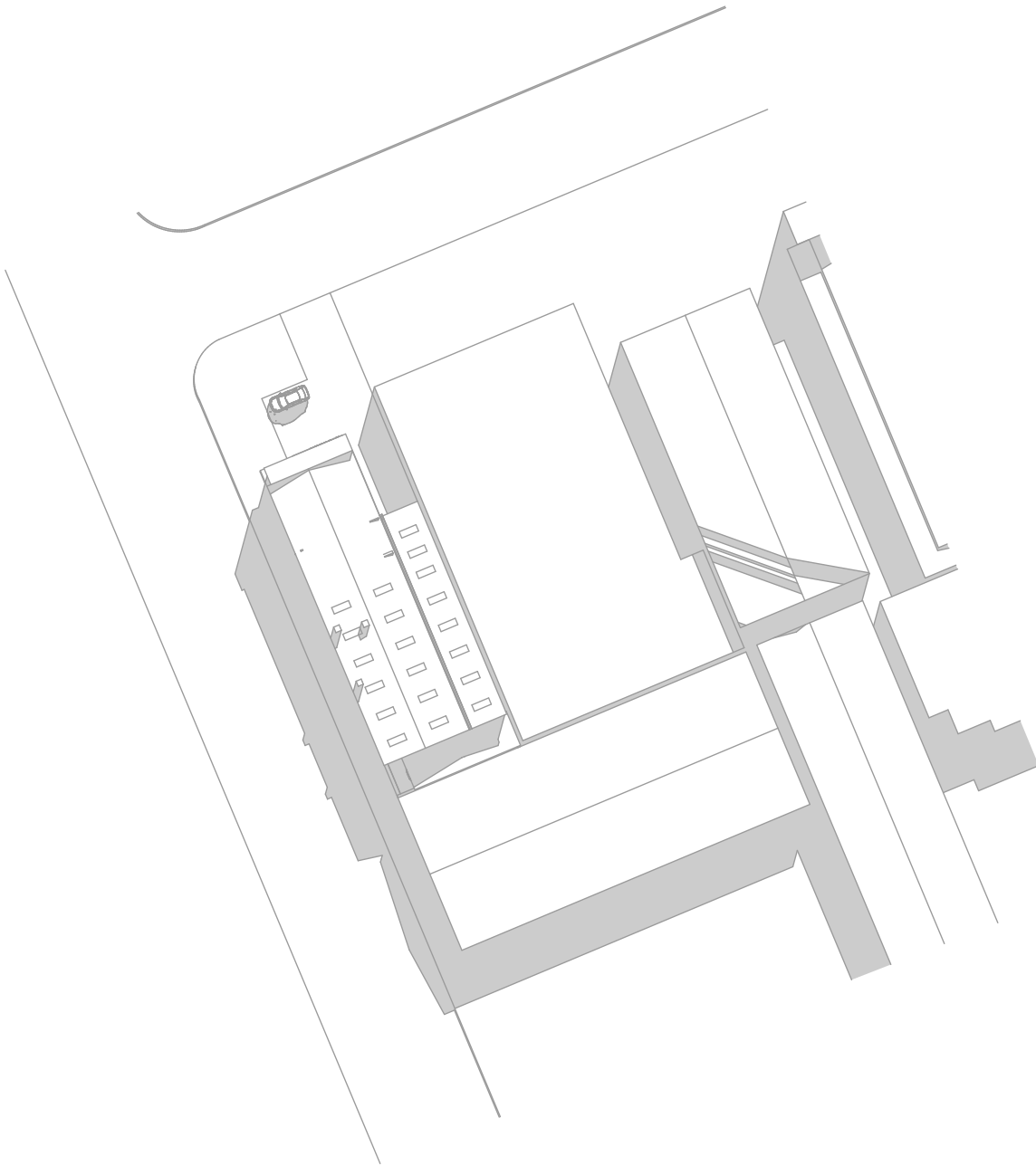




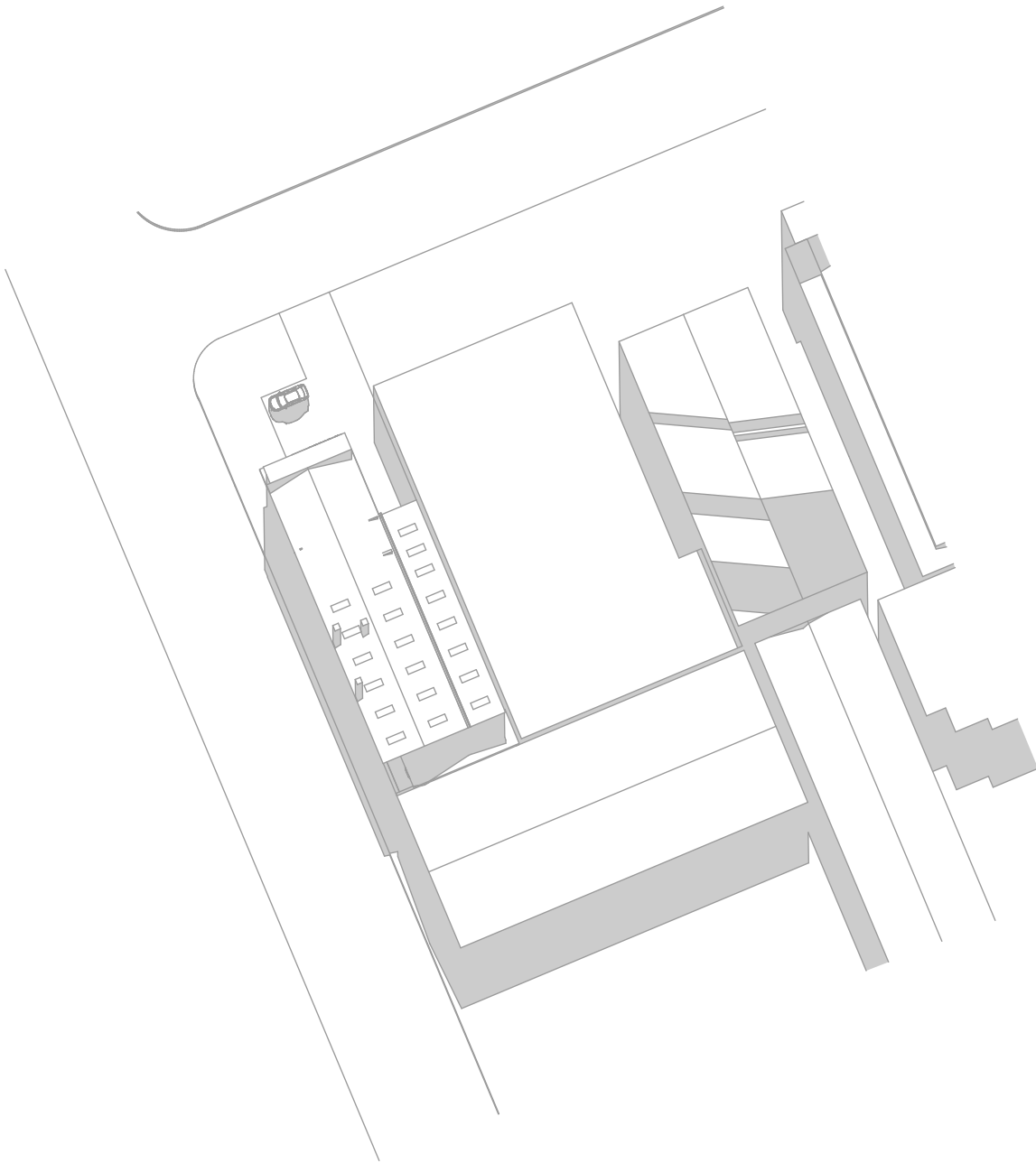
01 SHADOW MID-WINTER 09 AM  
SCALE: 1:750@A1



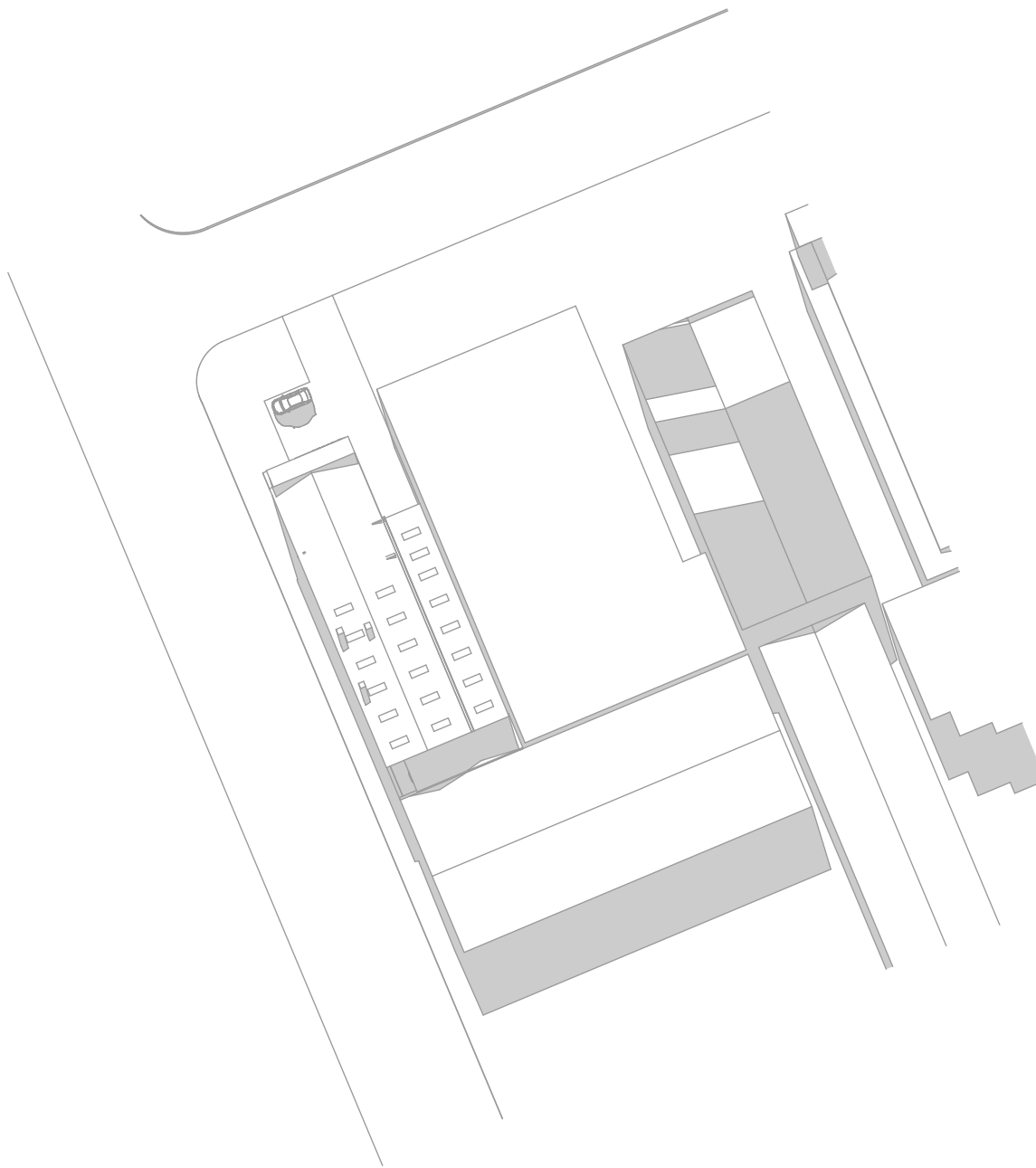
02 SHADOW MID-WINTER 10 AM  
SCALE: 1:750@A1



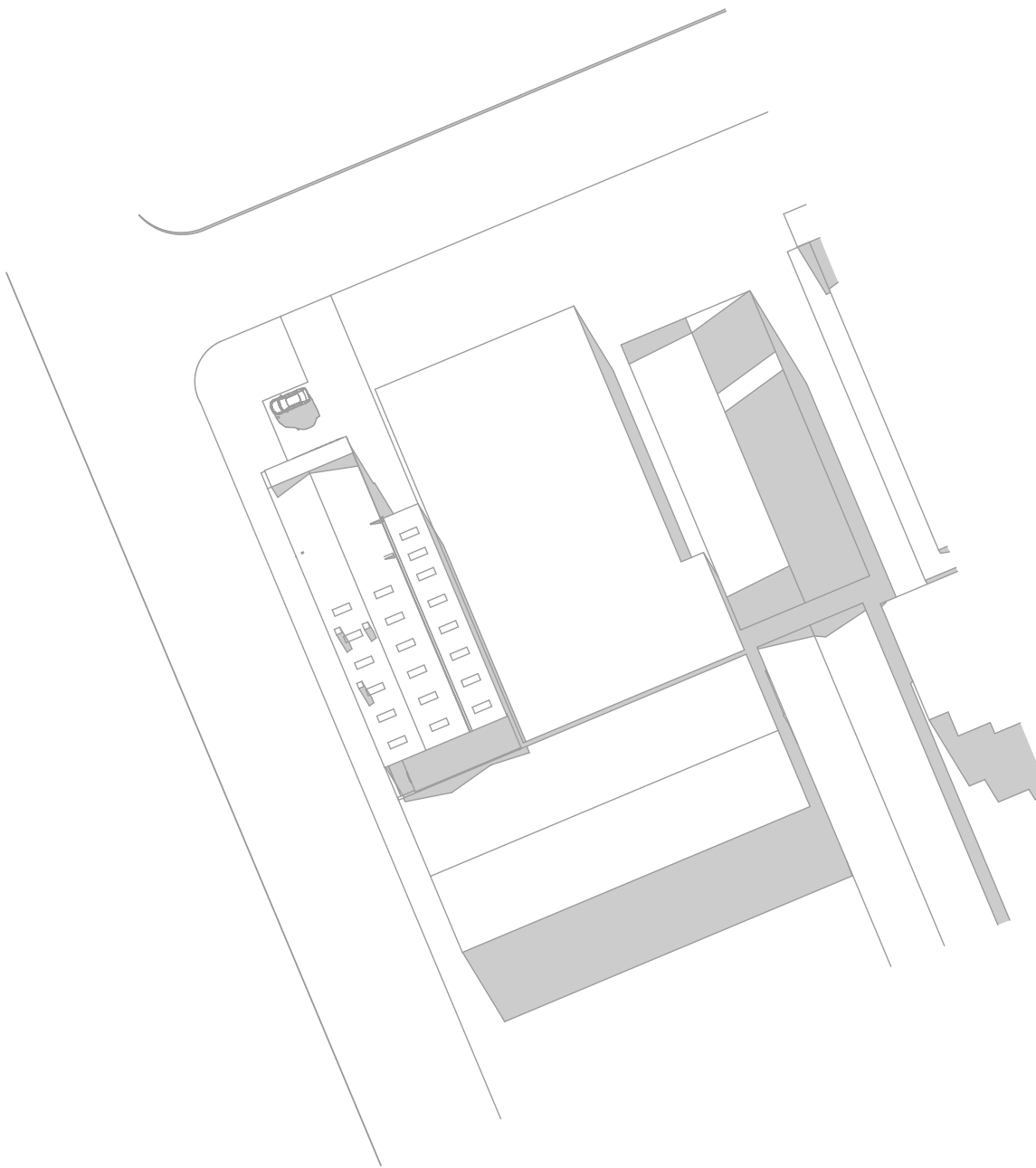
03 SHADOW MID-WINTER 11 AM  
SCALE: 1:750@A1



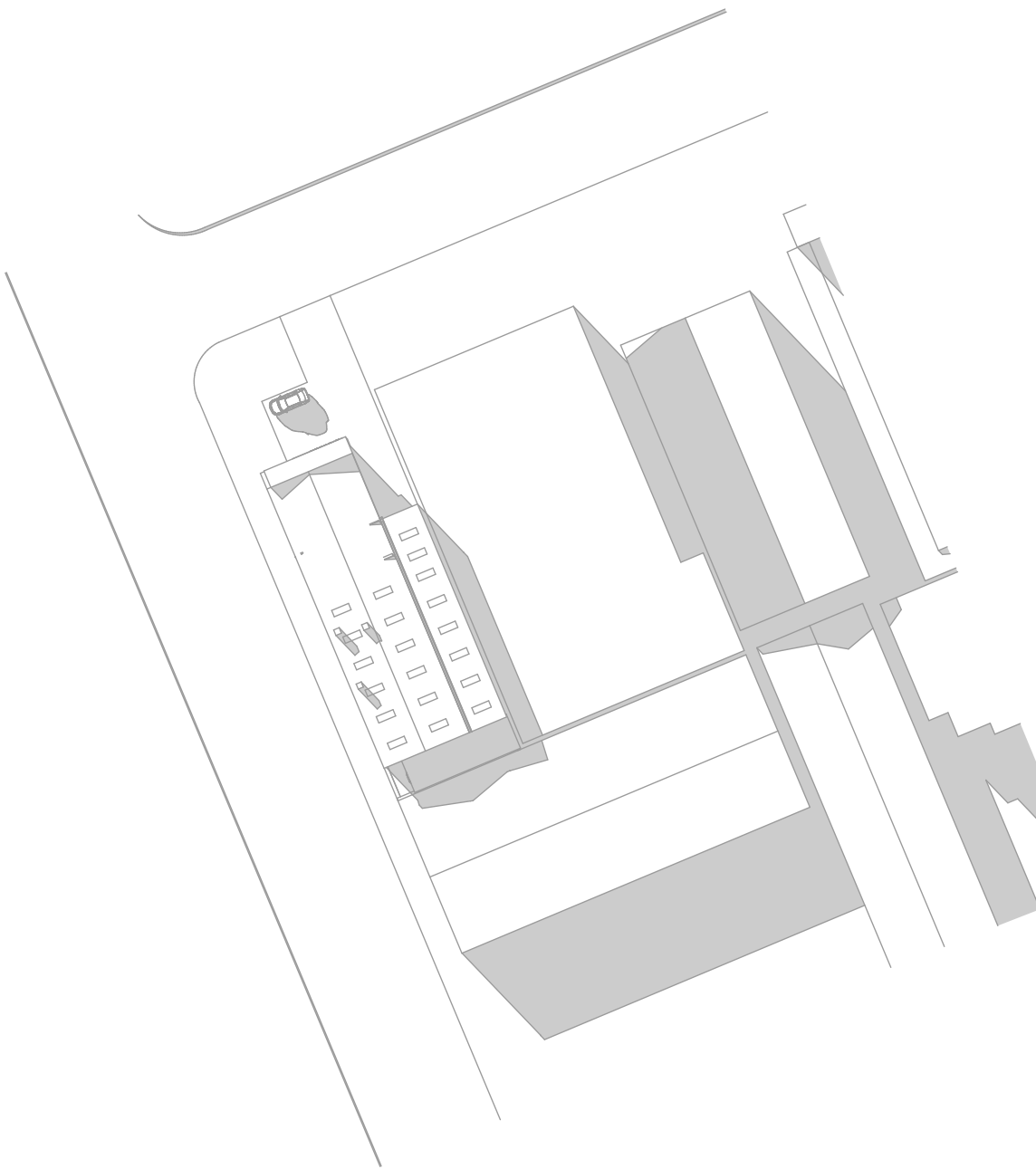
04 SHADOW MID-WINTER 12 PM  
SCALE: 1:750@A1



05 SHADOW MID-WINTER 13 PM  
SCALE: 1:750@A1



06 SHADOW MID-WINTER 14 PM  
SCALE: 1:750@A1



07 SHADOW MID-WINTER 15 PM  
SCALE: 1:750@A1

## FOR SUBMISSION

DATE	REVISION	BY	CHK	NO.
18/05/2022	FOR INFORMATION	DC	SZ	01
31/07/2022	FOR SUBMISSION	DC	SZ	02

DATE	REVISION	BY	CHK	NO.

CONSULTANTS		
MECHANICAL ENGINEER	<input type="checkbox"/> #CONSULTANT 1-COMPANY NAME	T.
ELECTRICAL ENGINEER	<input type="checkbox"/> #CONSULTANT 2-COMPANY NAME	T.
FIRE ENGINEER	<input type="checkbox"/> #CONSULTANT 3-COMPANY NAME	T.
-	<input type="checkbox"/>	
-	<input type="checkbox"/>	

### GENERAL NOTES

Drawings to be read in conjunction with relevant Structural, Fire Service, Mechanical, Hydraulic, Electrical, Civil, and Landscaping documents.  
Technical drawings to be read in conjunction with appropriate sections of technical specification.  
Copyright of designs shown herein is retained by Cao Duc Hieu Architect. Written authority is required for any reproduction.  
Contractor to verify all dimensions / conditions on site prior to commencement of works or shop drawings.  
All dimensions in millimetres unless stated otherwise. Seek clarification of discrepancies / conflicts. Figured dimensions shall take precedence to scaled dimensions.  
All work to be done in accordance with the Building Code of Australia and all local authority regulations. Execute all work to the satisfaction of the superintendent.



PROJECT  
28 SEDDON STREET  
BANKSTOWN

DRAWING TITLE  
SHADOW ANALYSIS

In accepting and utilising this document the recipient agrees that Cao Duc Hieu Architect ABN 58503487067 remain all common law, statutory law and other rights including copyright and intellectual property rights. The recipient agrees not to use this document for any purpose other than its intended use, to waive all claims against Cao Duc Hieu Architect resulting from unauthorised changes, or to mislead the document on other projects without the prior written consent of Cao Duc Hieu Architect. Under no circumstances shall transfer of this document be deemed a sale. Cao Duc Hieu Architect makes no warranty of fitness for any purpose.  
The Builder/Contractor shall verify job dimensions prior to any work commencing. Figured dimensions shall take precedence over scaled work.

SCALE 1:750 @A1		
DATE	PLOT DATE 23/08/2022	
DRAWN	CHECKED	
JOB NO. DC0008	DRAWING NO. DA500	REVISION 02